


MOHAVE COUNTY PROPERTY TAX STATEMENT 2024

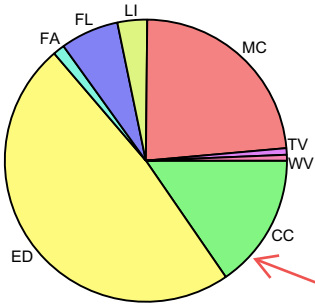


Mohave County Treasurer
SueAnn Mello
 PO Box 712
 Kingman, AZ 86402

COUNTY TAX PAYER
 700 W BEALE ST
 KINGMAN, AZ 86401

Assessor Description: Section: 99 Township: 23N Range: 86W
 TRACT: 8564F SAMPLE ESTATES BLK 99 LOT 1CONT 12 SQ
 FT
Situs Address: 700 W BEALE ST KINGMAN

Tax Area: 452
 Assessed Limited Value: \$17,471
 Exempt Amount: \$-4,375



1 → **Account Number:** R0000000
Parcel Number: 00000000

2 → First Half Due By 11/01/2024 \$490.43
 Second Half Due By 05/01/2025 \$490.43
TOTAL AMOUNT DUE: \$980.86

3 → 2024 Taxable Value: \$13,096
 4 → Tax Rate Per \$100 Taxable Value: \$9.1446

5 → Total Tax: \$1,197.58
 6 → Special District: \$0.00
 7 → LESS: State Aid: \$-216.72
 LESS: Prepay: \$0.00
TOTAL DUE: \$980.86

| Key | Taxing Authority | 2023 Taxes | 2024 Taxes | % of Tax | Phone #'s |
|---------------|--------------------------------|---------------|---------------|----------|----------------|
| CC | MOHAVE COMMUNITY COLLEGE | 148.13 | 151.21 | 15.42% | (928) 757-4331 |
| ED | KINGMAN USD #20 | 267.91 | 329.80 | 33.62% | (928) 753-5678 |
| ED | SD #20 CLASS B BONDS | 142.11 | 144.19 | 14.70% | (928) 753-5678 |
| FA | FIRE DIST ASSIST FUND | 12.45 | 13.10 | 1.34% | (928) 753-0735 |
| FL | MOHAVE COUNTY FLOOD CONTROL | 62.26 | 65.48 | 6.68% | (928) 757-0925 |
| LI | MOHAVE COUNTY LIBRARY DISTRICT | 31.72 | 33.37 | 3.40% | (928) 692-5763 |
| MC | MOHAVE COUNTY | 218.46 | 229.79 | 23.43% | (928) 753-0735 |
| TV | MO CO TV CID | 7.01 | 7.37 | 0.75% | (928) 753-0729 |
| WV | WESTERN AZ VOCATION ED DIST | 6.23 | 6.55 | 0.67% | (928) 753-0747 |
| TOTALS | | 896.28 | 980.86 | | |

THANK YOU FOR YOUR PROMPT PAYMENT

2ND HALF



PARCEL NUMBER
 00000000

PRIMARY OWNER OF RECORD
 COUNTY TAX PAYER
 700 W BEALE ST
 KINGMAN, AZ 86401

Make check payable to: **Mohave County Treasurer**
 Payment must be hand delivered or POSTMARKED BY **May 1, 2025**. By law there is no grace period.

ACCOUNT NUMBER
 R0000000

To Pay 2nd Half Only \$490.43

MOHAVE COUNTY TREASURER
PO BOX 712
KINGMAN AZ 86402-0712

RETURN THIS STUB WITH SECOND HALF PAYMENT
 DO NOT attach staples to this payment stub.

1ST HALF or FULL YEAR



PARCEL NUMBER
 00000000

PRIMARY OWNER OF RECORD
 COUNTY TAX PAYER
 700 W BEALE ST
 KINGMAN, AZ 86401

Make check payable to: **Mohave County Treasurer**
 Payment must be hand delivered or POSTMARKED BY **dates below**. By law there is no grace period.

ACCOUNT NUMBER
 R0000000

1st Half Due By Nov. 1, 2024 \$490.43
OR:
Full Year Due By Dec. 31, 2024 \$980.86

MOHAVE COUNTY TREASURER
PO BOX 712
KINGMAN AZ 86402-0712

RETURN THIS STUB WITH FIRST HALF OR FULL YEAR PAYMENT
 DO NOT attach staples to this payment stub.

1. Parcel Number

This is the identifying number for your property. The number relates to our maps, which show your parcel. Refer to this for any communication with the Assessor or Treasurer.

2. Total Due

Total amount of taxes due.

3. Taxable Value

The value on which ALL TAXES are based.

4. Tax Rate

The TAX RATE percentage is applied to the Taxable Value to determine the amount of TAX.

5. Special District

Amount of taxes paid to Special Tax Districts.

6. State Aid to Education

This is a reduction for owner-occupied residential properties only.

7. Prepay

This reduction is the amount of any payments already made.

8. Tax Area

This is the code for the geographic tax area where your property is located.

9. Exempt Amount

Amount of any exemption for which you qualify (widows/widowers, disabled residents, or disabled veterans with an honorable discharge).

10. Pie Chart

Graph showing the proportions of each tax authority making up the total tax charge.

11. Tax Authority Table

Displays contact information, amounts and percentages of taxes for each taxing authority within your tax area.

12. Second Half Payment Stub

This is the payment stub for tax payment covering the second half of the tax year. Your payment should be returned with the stub. Without the information contained on the payment stub, we cannot properly process your payment.

13. Second Half Payment Due Date

The second half payment is due May 1st each year in order to avoid interest and additional penalties.

14. First Half / Full Payment Stub

This is the payment stub for tax payment covering the first half of the tax year, or the entire year. Your payment should be returned with the stub. Without the information contained on the payment stub, we cannot properly process your payment.

15. Full Year Payment Due Date

If your total tax bill is \$100 or less, the full payment is due by December 31st in order to avoid interest and additional penalties. If your total tax bill is more than \$100, you can opt to pay the entire tax bill (1st and 2nd half) by December 31st and avoid interest and additional penalties.

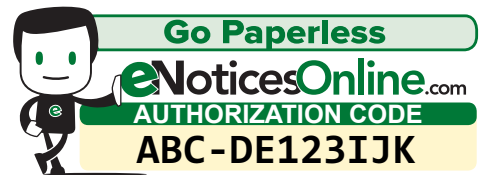
1 Parcel #: 00000000
 2 Tax Area: 123
 3 Assessed LPV: 11,833
 4 Exempt: -4,476

THIS IS NOT A BILL. Your tax information has been requested by your mortgage company or tax service. Your taxes were reduced by state aid to education in the amount of \$-117.20 5

| Key | Taxing Authority | 2023 Taxes | 2024 Taxes | % of Tax | Phone #'s |
|---------------|--------------------------------|-----------------|---------------|----------|----------------|
| CC | MOHAVE COMMUNITY COLLEGE | 130.12 | 81.87 | 10.43% | (928) 757-4331 |
| ED | KINGMAN USD #20 | 283.82 | 150.43 | 19.16% | (928) 753-5678 |
| ED | SD #20 CLASS B BONDS | 124.07 | 77.20 | 9.83% | (928) 753-5678 |
| FA | FIRE DIST ASSIST FUND | 11.27 | 7.36 | 0.94% | (928) 753-0735 |
| FD | GOLDEN VALLEY FIRE DEPT. | 394.45 | 275.89 | 35.14% | (928) 565-3479 |
| FL | MOHAVE COUNTY FLOOD CONTROL | 56.36 | 36.78 | 4.68% | (928) 757-0925 |
| LI | MOHAVE COUNTY LIBRARY DISTRICT | 28.72 | 18.75 | 2.39% | (928) 692-5763 |
| MC | MOHAVE COUNTY | 197.76 | 129.10 | 16.44% | (928) 753-0735 |
| TV | MO CO TV CID | 6.35 | 4.14 | 0.53% | (928) 753-0729 |
| WV | WESTERN AZ VOCATION ED DIST | 5.64 | 3.68 | 0.47% | (928) 753-0747 |
| TOTALS | | 1,238.56 | 785.20 | | |

6

Sincerely,
SueAnn Mello
Mohave County Treasurer



For additional information, please refer to the Treasurer website at treasurer.mohave.gov

1. Parcel Number

This is the identifying number for your property. The number relates to our maps, which show your parcel. Refer to this for any communication with the Assessor or Treasurer.

2. Tax Area

This is the code for the geographic tax area where your property is located.

3. Assessed LPV

This is the Limited Property Value assessed for this property. This value minus any Exempt amount has the tax rate applied to it to determine taxes.

4. Exempt Amount

Amount of any exemption for which you qualify (widows/widowers, disabled residents, or disabled veterans with an honorable discharge).

5. State Aid to Education

This is a reduction for owner-occupied residential properties only.

6. Tax Authority Table

Displays contact information, amounts and percentages of taxes for each taxing authority within your tax area.